

**APPROVED PROFESSIONAL INFORMATION  
DR. REDDY'S LABORATORIES (PTY) LTD.  
ERANFU 250 (SOLUTION FOR INJECTION)**

## **SCHEDULING STATUS**

**S4**

### **1. NAME OF THE MEDICINE**

ERANFU 250 solution for injection

### **2. QUALITATIVE AND QUANTITATIVE COMPOSITION**

Each pre-filled syringe contains 250 mg / 5 ml fulvestrant in a long acting formulation.

Excipients with known effect (per 5 ml):

Alcohol (Ethanol) (96 %, 500 mg)

Benzyl alcohol (500 mg)

Benzyl benzoate (750 mg)

For the full list of excipients, see Section 6.1.

### **3. PHARMACEUTICAL FORM**

Solution for injection.

Clear, colourless to yellow viscous liquid.

### **4. CLINICAL PARTICULARS**

#### **4.1 Therapeutic indications**

ERANFU 250 is indicated for the treatment of oestrogen receptor positive, locally advanced or metastatic breast cancer in postmenopausal women not previously treated with endocrine therapy or with disease relapse on or after adjuvant anti-oestrogen therapy, or disease progression on

therapy with an anti-oestrogen.

## **4.2 Posology and method of administration**

### ***Posology***

*Adult females (including the elderly):*

The recommended dose is 500 mg intramuscularly at intervals of 1 month with an additional 500 mg dose given two weeks after the initial dose.

### **Special populations**

*Renal impairment:*

No dosage adjustments are recommended for patients with mild to moderate renal impairment (i.e. patients having a creatinine clearance greater than 30 ml/min).

Safety and efficacy have not been evaluated in patients with severe renal impairment (creatinine clearance < 30 ml/min), and, therefore, caution is recommended in these patients (see Section 4.4).

*Hepatic impairment:*

No dose adjustments are recommended for patients with mild to moderate hepatic impairment.

However, as fulvestrant exposure may be increased, ERANFU 250 should be used with caution in these patients.

Safety and efficacy have not been evaluated in patients with severe hepatic impairment (see Sections 4.3, 4.4 and 5.2).

*Elderly:*

No dose adjustment is required for elderly patients.

*Interactions requiring dose adjustment:*

**APPROVED PROFESSIONAL INFORMATION  
DR. REDDY'S LABORATORIES (PTY) LTD.  
ERANFU 250 (SOLUTION FOR INJECTION)**

There are no known drug-drug interactions requiring dose adjustment.

*Children:*

ERANFU 250 is not recommended for use in children or adolescents, as safety and efficacy have not been established in this age group.

*Method of administration*

ERANFU 250 should be administered as two consecutive 5 ml injections by slow intramuscular injection (1 to 2 minutes/injection), one in each buttock (gluteal area).

Caution should be taken if injecting ERANFU 250 at the dorso-gluteal site due to the proximity of the underlying sciatic nerve.

Refer to the end of the leaflet. For detailed instructions on administration, see Section 6.6.

### **4.3 Contraindications**

- Hypersensitivity to the active substance (fulvestrant) or to any of the excipients (see Section 6.1).
- Patients with severe hepatic impairment (see Sections 4.4 and 5.2).
- Pregnancy and lactation (see Section 4.6).

### **4.4 Special warnings and precautions for use**

- ERANFU 250 should be used with caution in patients with mild to moderate hepatic impairment (see Sections 4.2, 4.3 and 5.2).
- ERANFU 250 should be used with caution before treating patients with severe renal impairment (creatinine clearance less than 30 ml/min) (see Sections 4.2 and 5.2).
- Due to the intramuscular route of administration, caution should be used if treating patients with

**APPROVED PROFESSIONAL INFORMATION  
DR. REDDY'S LABORATORIES (PTY) LTD.  
ERANFU 250 (SOLUTION FOR INJECTION)**

bleeding diatheses or thrombocytopenia or patients taking anticoagulants.

- Thromboembolic events are commonly observed in women with advanced breast cancer and have been observed in clinical trials with fulvestrant (see Section 4.8). This should be taken into consideration when prescribing ERANFU 250 to patients at risk.
- Injection site related events including sciatica, neuralgia, neuropathic pain and peripheral neuropathy have been reported with fulvestrant. Caution should be taken while administering ERANFU 250 at the dorso-gluteal injection site due to the proximity of the underlying sciatic nerve (see Sections 4.2 and 4.8).
- There are no long-term data on the effect of fulvestrant on bone. Due to the mechanism of action of fulvestrant, there is a potential risk of osteoporosis.
- The efficacy and safety of fulvestrant has not been studied in patients with critical visceral disease.
- Hypersensitivity reactions such as angioedema and urticaria have been commonly reported with fulvestrant (incidence of 1 to 10 %) and may be serious (see Section 4.8).

*Interference with estradiol antibody assays*

- Due to the structural similarity of fulvestrant and estradiol, fulvestrant may interfere with antibody based-estradiol assays and may result in falsely increased levels of estradiol (see Section 4.5).

*Ethanol*

- ERANFU 250 contains 10 % w/v ethanol (alcohol) as an excipient, i.e. up to 500 mg per injection, equivalent to 10 ml beer or 4 ml wine. This may be harmful for those suffering from alcoholism and should be taken into account in high risk groups such as patients with liver disease and epilepsy.

**APPROVED PROFESSIONAL INFORMATION  
DR. REDDY'S LABORATORIES (PTY) LTD.  
ERANFU 250 (SOLUTION FOR INJECTION)**

*Benzyl alcohol*

- ERANFU 250 contains benzyl alcohol as an excipient which may cause allergic reactions.

Paediatric population:

- ERANFU 250 is not recommended for use in children and adolescents as safety and efficacy have not been established in this group of patients.

#### **4.5 Interaction with other medicines and other forms of interaction**

A clinical interaction study with midazolam (substrate of CYP3A4) demonstrated that fulvestrant does not inhibit CYP3A4. Clinical interaction studies with rifampicin (inducer of CYP3A4) and ketoconazole (inhibitor of CYP3A4) showed no clinically relevant change in fulvestrant clearance. Dose adjustment is therefore not necessary in patients who are receiving fulvestrant and CYP3A4 inhibitors or inducers concomitantly.

Due to the structural similarity of fulvestrant and estradiol, fulvestrant may interfere with antibody based-estradiol assays and may result in falsely increased levels of estradiol (see Section 4.4).

#### **4.6 Fertility, pregnancy and lactation**

*Women of childbearing potential / Contraception in males and females*

Women of child-bearing potential should be advised to use highly effective contraception while on treatment with ERANFU 250 and for two years after last dose.

*Pregnancy*

ERANFU 250 is contraindicated in pregnancy (see Section 4.3). Fulvestrant has been shown to cross the placenta after single intramuscular doses in rat and rabbit. Studies in animals have shown reproductive toxicity, including an increased incidence of foetal abnormalities and deaths. If

**APPROVED PROFESSIONAL INFORMATION  
DR. REDDY'S LABORATORIES (PTY) LTD.  
ERANFU 250 (SOLUTION FOR INJECTION)**

pregnancy occurs while taking ERANFU 250, the patient must be informed of the potential hazard to the foetus and potential risk for loss of pregnancy.

*Lactation*

Breastfeeding must be discontinued during treatment with ERANFU 250. Fulvestrant is excreted in rat's milk. It is not known if fulvestrant is excreted in human milk. Considering the potential for serious adverse reactions due to fulvestrant in breastfed infants, ERANFU 250 is contraindicated during lactation (See Section 4.3).

*Fertility*

The effects of fulvestrant on fertility in humans has not been studied.

**4.7 Effects on ability to drive and use machines**

ERANFU 250 has no or negligible influence on the ability to drive or operate machinery. However, since asthenia has been reported during treatment with fulvestrant, caution should be observed by those patients who experience this adverse reaction when driving or operating machinery (see Section 4.8).

**4.8 Undesirable effects**

*Summary of the safety profile*

This section provides information based on all adverse reactions from clinical studies, post-marketing studies or spontaneous reports. In the pooled dataset of fulvestrant monotherapy, the most frequently reported adverse reactions were injection site reactions, asthenia, nausea, and increased hepatic enzymes (ALT, AST, ALP).

**APPROVED PROFESSIONAL INFORMATION  
DR. REDDY'S LABORATORIES (PTY) LTD.  
ERANFU 250 (SOLUTION FOR INJECTION)**

**Table 1: Adverse reactions by system organ class and frequency**

<b>System Organ Class</b>	<b>Frequent</b>	<b>Less frequent</b>
<b>Infections and infestations</b>	Urinary tract infections	
<b>Blood and lymphatic system disorders</b>	Reduced platelet count	
<b>Immune system disorders</b>	Hypersensitivity reactions (angioedema, urticaria)	Anaphylactic reactions
<b>Metabolism and nutrition disorders</b>	Anorexia	
<b>Nervous system disorders</b>	Headache	
<b>Vascular disorders</b>	Hot flushes, venous thromboembolism	
<b>Gastrointestinal disorders</b>	Nausea, vomiting, diarrhoea	
<b>Hepatobiliary disorders</b>	Increased hepatic enzymes (ALT, AST, ALP), elevated bilirubin	Hepatic failure, hepatitis, elevated gamma-GT
<b>Skin and subcutaneous tissue disorders</b>	Rash	
<b>Musculoskeletal and connective tissue disorders</b>	Joint and musculoskeletal pain e.g. arthralgia, myalgia, back pain	
<b>Reproductive system</b>	Vaginal haemorrhage	Vaginal moniliasis,

**APPROVED PROFESSIONAL INFORMATION  
DR. REDDY'S LABORATORIES (PTY) LTD.  
ERANFU 250 (SOLUTION FOR INJECTION)**

<b>and breast disorders</b>		leukorrhoea
<b>General disorders and administration site conditions</b>	Asthenia, injection site reactions, neuropathy peripheral, sciatica	Injection site haemorrhage, injection site haematoma, neuralgia

*Joint and musculoskeletal pain*

In the FALCON study, of the 65 patients in the fulvestrant arm who reported joint and musculoskeletal pain, 40 % (26/65) of patients reported joint and musculoskeletal pain within the first month of treatment, and 66,2 % (43/65) of patients within the first 3 months of treatment. No patients reported events that were CTCAE Grade  $\geq$  3 or that required a dose reduction, dose interruption, or discontinued treatment due to these adverse reactions.

*Reporting of suspected adverse reactions*

Reporting suspected adverse reactions after authorisation of the medicine is important. It allows continued monitoring of the benefit/risk balance of the medicine. Health care providers are asked to report any suspected adverse reactions to SAHPRA via the Med Safety APP (Medsafety X SAHPRA) and eReporting platform (who-umc.org) found on SAHPRA website.

For any information about this medicine, please contact the local representative of the Holder of Certificate of Registration:

Dr. Reddy's Laboratories (Pty) Ltd. Tel: +27 11 324 2100

#### **4.9 Overdose**

There is no experience of overdose in humans. Animal studies suggest that no effects other than those related directly or indirectly to anti-oestrogenic activity were evident with higher doses of fulvestrant. Should overdose occur, symptomatic supportive treatment is recommended.

### **5. PHARMACOLOGICAL PROPERTIES**

#### **5.1 Pharmacodynamic properties**

Pharmacotherapeutic group: Endocrine therapy, Antioestrogens, ATC code: L02BA03

Fulvestrant is a steroidal anti-oestrogen. It is a competitive oestrogen receptor (ER) antagonist with an affinity comparable to oestradiol. Fulvestrant completely blocks the tropic actions of oestrogens without itself having any partial agonistic activity. Its mechanism of action leads to down regulation of oestrogen receptor protein and can be described as an oestrogen receptor down regulator (ER down regulator).

Fulvestrant is a reversible inhibitor of the growth of oestrogen-sensitive human breast cancer cells *in vitro*. Fulvestrant inhibit the growth of oestrogen-sensitive human breast cancer xenografts in nude mice. Fulvestrant inhibit the growth of tamoxifen resistant breast cancer cells *in vitro* and of tamoxifen resistant breast tumours *in vivo*.

##### *Effect on breast cancer tissue in vivo*

Clinical trials in postmenopausal women with primary breast cancer have shown that fulvestrant downregulates ER expression in ER positive tumours. There was also a decrease in progesterone receptor (PR) expression (a marker of oestrogen action) consistent with the preclinical data demonstrating that fulvestrant lacks intrinsic oestrogen activity. These changes in ER and PR expression were accompanied by reductions in expression of Ki67, marker of tumour cell proliferations.

#### *Effect on postmenopausal endometrium*

The preclinical data for fulvestrant suggest that it will not have a stimulatory effect on the postmenopausal endometrium. A trial in healthy postmenopausal volunteers showed that compared to placebo, pre-treatment with 250 mg fulvestrant resulted in significantly reduced stimulation of the postmenopausal endometrium in volunteers treated with 20 mcg per day ethinyl oestradiol. This demonstrates a potent anti-oestrogenic effect on the postmenopausal endometrium.

Neoadjuvant treatment for up to 16 weeks in breast cancer patients treated with either fulvestrant 500 mg or 250 mg did not result in clinically significant changes in endometrial thickness, indicating a lack of agonistic effects. There is no evidence of adverse endometrial effects in the breast cancer patients studied.

#### *Effects on bone*

Neoadjuvant treatment for up to 16 weeks in breast cancer patients treated with either fulvestrant 500 mg or 250 mg did not result in clinically significant changes in serum bone turnover markers. There is no evidence of adverse bone effects in the breast cancer patients studied.

## **5.2 Pharmacokinetic properties**

### *Absorption:*

After administration of fulvestrant long-acting intramuscular injection, it is slowly absorbed and maximum plasma concentrations ( $C_{max}$ ) are reached after about 5 days. Administration of fulvestrant 500 mg regimen achieves exposure levels at, or close to, steady state within the first month of dosing (mean [CV]: AUC 475 [33,4 %] ng. days/ml,  $C_{max}$  25,1 [35,3 %] ng/ml,  $C_{min}$  16,3 [25,9 %] ng/ml, respectively). At steady state, fulvestrant plasma concentrations are maintained within a relatively narrow range with up to an approximately 3-fold difference between maximum

**APPROVED PROFESSIONAL INFORMATION  
DR. REDDY'S LABORATORIES (PTY) LTD.  
ERANFU 250 (SOLUTION FOR INJECTION)**

and trough concentrations. After intramuscular administration, the exposure is approximately dose proportional in the dose range 50 to 500 mg.

*Distribution:*

Fulvestrant is subject to extensive and rapid distribution. The large apparent volume of distribution at steady state ( $V_{dss}$ ) of approximately 3 to 5 l/kg suggests that distribution is largely extravascular. Fulvestrant is highly (99 %) bound to plasma proteins. Very low-density lipoprotein (VLDL), low density lipoprotein (LDL), and high-density lipoprotein (HDL) fractions are the major binding components. No interaction studies were conducted on competitive protein binding. The role of sex hormone-binding globulin (SHBG) has not been determined.

*Biotransformation:*

The metabolism of fulvestrant has not been fully evaluated; however, it involves combinations of a number of possible biotransformation pathways analogous to those of endogenous steroids.

Identified metabolites (includes 17-ketone, sulphone, 3-sulphate, 3- and 17-glucuronide metabolites) are either less active or exhibit similar activity to fulvestrant in anti-oestrogen models. Studies using human liver preparations and recombinant human enzymes indicate that CYP3A4 is the only P450 isoenzyme involved in the oxidation of fulvestrant; however non-P450 routes appear to be more predominant *in vivo*. *In vitro* data suggest that fulvestrant does not inhibit CYP450 isoenzymes.

*Elimination:*

Fulvestrant is eliminated mainly in a metabolised form. The major route of excretion is via the faeces. Less than 1 % is excreted in the urine. Fulvestrant has a high clearance of  $11 \pm 1,7$  ml/min/kg. This suggests a high hepatic extraction ratio. The terminal half-life ( $t_{1/2}$ ) after intramuscular administration is governed by the absorption rate and was estimated to be 50 days.

*Special populations:*

**APPROVED PROFESSIONAL INFORMATION  
DR. REDDY'S LABORATORIES (PTY) LTD.  
ERANFU 250 (SOLUTION FOR INJECTION)**

In a population pharmacokinetic analysis of data from phase III studies, no difference in fulvestrant's pharmacokinetic profile was detected with regard to age (range 33 to 89 years), weight (40 to 127 kg) or race.

*Renal impairment*

The pharmacokinetics of fulvestrant, to any clinically relevant extent, was not influenced by mild to moderate impairment of renal function.

*Hepatic impairment*

The pharmacokinetics of fulvestrant has been evaluated in a single dose clinical trial conducted in subjects with mild to moderate hepatic impairment (Child Pugh class A and B).

A shorter duration intramuscular injection formulation was used. There was up to a 2,5 -fold increase in AUC in subjects with hepatic impairment compared to healthy subjects.

Subjects with severe hepatic impairment (Child Pugh class C) were not evaluated.

## **6. PHARMACEUTICAL PARTICULARS**

### **6.1 List of excipients**

Alcohol (Ethanol – 96 %)

Benzyl alcohol

Benzyl benzoate

Castor oil.

### **6.2 Incompatibilities**

In the absence of compatibility studies, this medicinal product must not be mixed with other medicinal products.

### **6.3 Shelf life**

2 years

### **6.4 Special precautions for storage**

Store at or below 25 °C.

Keep the pre-filled syringes in the original packaging, in order to protect from the light.

### **6.5 Nature and contents of container**

The pre-filled syringe presentation consists of two 5 ml Clear Type - I glass syringe barrels with Original Vector System (OVS) Tip Cap, each containing 250 mg/5 ml of fulvestrant solution.

The pre-filled syringes are stoppered with grey-coloured fluorotec bromobutyl plunger stoppers.

The syringes are presented in a thermoformed blister tray with clear polystyrene plunger rods with two safety needles (SurGuard® 3 Safety hypodermic needles) with plastic needle shield.

### **6.6 Special precautions for disposal and other handling**

#### ***Instructions for administration***

Administer the injection according to the local guidelines for performing large volume intramuscular injections.

NOTE: Due to the proximity of the underlying sciatic nerve, caution should be taken if administering ERANFU 250 at the dorso-gluteal injection site (see Section 4.4).

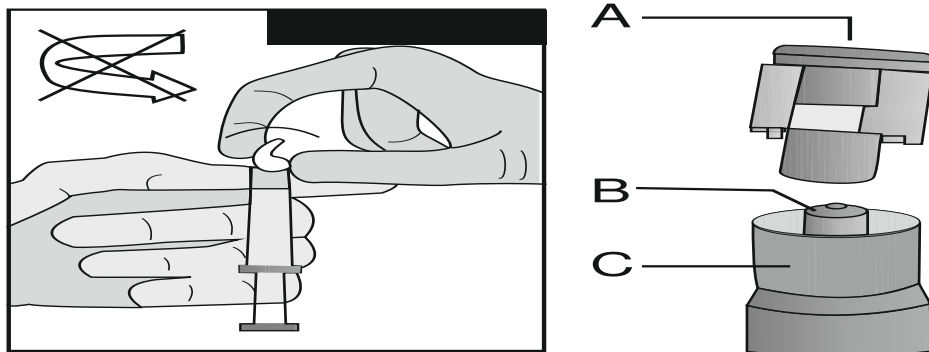
**APPROVED PROFESSIONAL INFORMATION  
DR. REDDY'S LABORATORIES (PTY) LTD.  
ERANFU 250 (SOLUTION FOR INJECTION)**

***The proper method of administration of ERANFU 250 for intramuscular use is described in the following instructions:***

*For each single-dose prefilled syringe:*

1. Remove glass syringe barrel from tray and check that it is not damaged.
2. Remove perforated patient record label from syringe.
3. Inspect the contents in the glass syringe for any visible particulate matter or discoloration prior to use. Discard if particulate matter or discoloration is present.
4. Peel open the safety needle (SurGuard® 3 safety hypodermic needle) outer packaging.
5. Hold the syringe upright on the ribbed part (C). With the other hand, take hold of the cap (A) and carefully tilt cap back and forth (DO NOT TWIST CAP) until the cap disconnects for removal (see Figure 1).

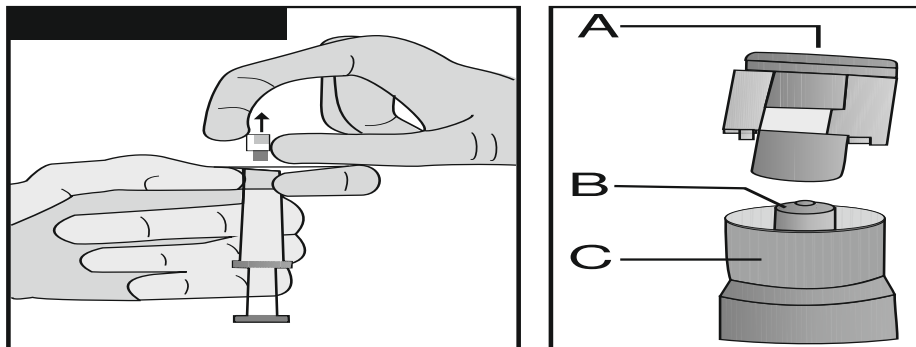
**Figure 1**



6. Pull the cap (A) off in a straight upward direction. DO NOT TOUCH THE STERILE SYRINGE TIP (Luer-Lok) (B) (see Figure 2).

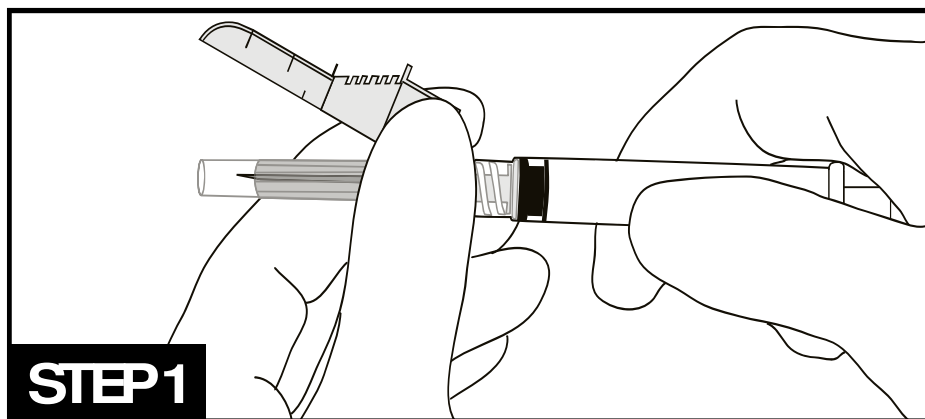
**Figure 2**

APPROVED PROFESSIONAL INFORMATION  
DR. REDDY'S LABORATORIES (PTY) LTD.  
ERANFU 250 (SOLUTION FOR INJECTION)



7. Attach and tighten the syringe to the needle using aseptic technique. Grip the base of the needle, not the safety sheath, push and turn the syringe clockwise (see STEP 1).

Confirm that the needle is locked to the Luer connector before moving or tilting the syringe out of the vertical plane to avoid spillage of syringe contents.



8. Move the safety sheath away from the needle and toward the syringe barrel to the angle shown, prior to removing the needle cap.

*For Administration:*

9. Pull shield straight off needle to avoid damaging needle point.

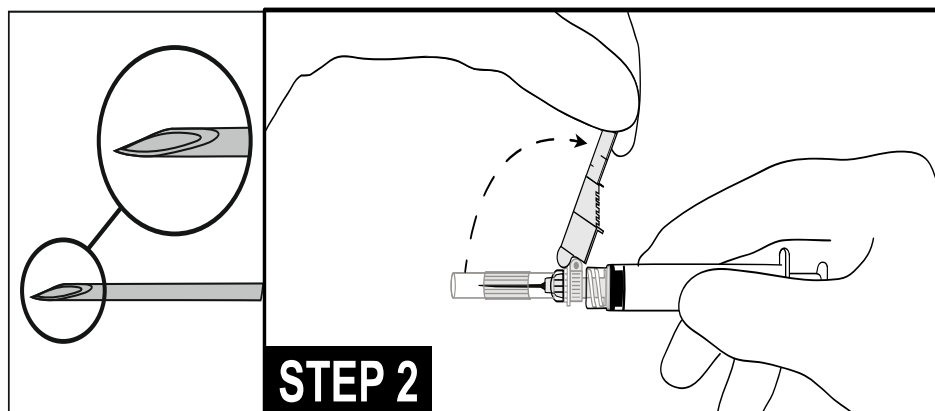
10. Remove needle sheath.

11. Expel excess gas from the syringe (a small gas bubble may remain).

**APPROVED PROFESSIONAL INFORMATION  
DR. REDDY'S LABORATORIES (PTY) LTD.  
ERANFU 250 (SOLUTION FOR INJECTION)**

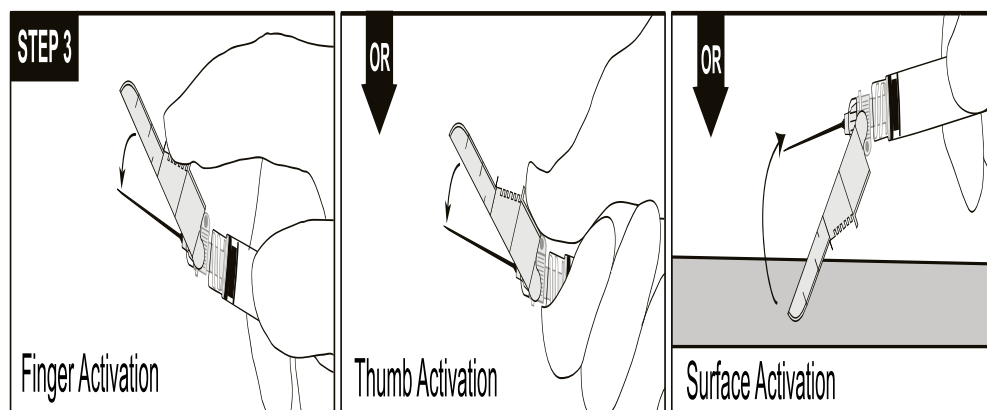
12. Administer intramuscularly slowly (1 to 2 minutes/injection) into the buttock (gluteal area). For user convenience, the needle "bevel up" position is oriented to the position of the safety sheath.

(See STEP 2).



13. After the injection procedure, use a one-handed technique to activate the safety mechanism using any of the three (3) methods illustrated below.

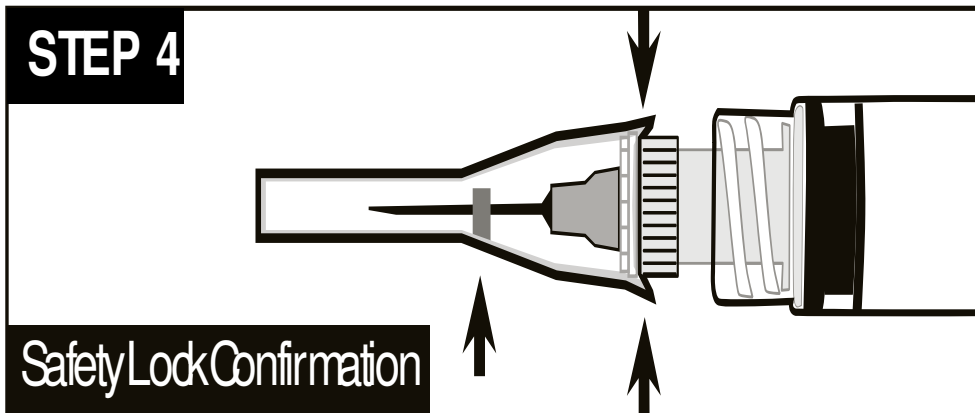
(Activation is verified by an audible and/or tactile "click" and can be visually confirmed.) (see STEP 3).



NOTE: Activate away from self and others

14. Visually confirm that the safety sheath is fully engaged. See STEP 4.

**APPROVED PROFESSIONAL INFORMATION  
DR. REDDY'S LABORATORIES (PTY) LTD.  
ERANFU 250 (SOLUTION FOR INJECTION)**



15. Dispose of used needles and materials following the policies and procedures of your facility as well as federal and local regulations for sharps disposal.
16. Repeat steps 1 through 15 for second syringe.

**7. HOLDER OF CERTIFICATE OF REGISTRATION**

Dr. Reddy's Laboratories (Pty) Ltd.

Block B, 204 Rivonia Road

Morningside

Sandton

2057

**8. REGISTRATION NUMBER(S)**

51/21.12/0740

**9. DATE OF FIRST AUTHORISATION/RENEWAL OF THE AUTHORISATION**

26 May 2020

**APPROVED PROFESSIONAL INFORMATION  
DR. REDDY'S LABORATORIES (PTY) LTD.  
ERANFU 250 (SOLUTION FOR INJECTION)**

**10. DATE OF REVISION TEXT**

24 February 2025