

PROFESSIONAL INFORMATION FOR FLUOMIZIN

SCHEDULING STATUS

S2

1 NAME OF THE MEDICINE

FLUOMIZIN, 10 mg vaginal tablets

2 QUALITATIVE AND QUANTITATIVE COMPOSITION

FLUOMIZIN: Each vaginal tablet contains 10 mg dequalinium chloride.

For full list of excipients, see section 6.1.

3 PHARMACEUTICAL FORM

Vaginal tablets

FLUOMIZIN vaginal tablets are white or almost white, oval, biconvex tablets.

The tablet has the following dimensions: length of 19,1 mm; width of 12,2 mm; height of 6,4 mm.

4 CLINICAL PARTICULARS

4.1 Therapeutic indications

FLUOMIZIN is indicated for the treatment of bacterial vaginosis in adult patients (see section 4.4).

Digitally
signed by
Paula Stuart
Date:
2022.03.10
08:46:16
+02'00'

Consideration should be given to official guidance on the appropriate use of antibacterial medicines.

4.2 Posology and method of administration

Posology

One vaginal tablet daily for six days.

The vaginal tablets should be inserted deeply into the vagina in the evenings before retiring.

This is best performed in a reclining position with the legs slightly bent.

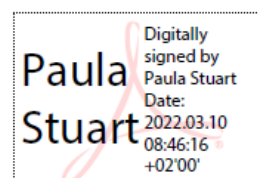
The treatment should be interrupted during menstruation and resumed afterwards.

Although relief of discharge and inflammation generally occurs within 24 to 72 hours, the treatment should be continued even when there is no subjective discomfort (itching, discharge, smell) anymore. A treatment less than six days could result in a relapse.

FLUOMIZIN contains excipients which do not dissolve completely, such that remains of the tablet are occasionally found on underwear. This will not affect the efficacy of FLUOMIZIN.

In rare cases of a very dry vagina, it is possible that the vaginal tablet does not dissolve and is discharged by the vagina as intact tablet. As consequence, the treatment is not optimal. For prevention, the vaginal tablet can be moistened with a drop of clean water before insertion into a very dry vagina.

Patients should use a sanitary towel or panty liner. The tablet will not discolour the underwear.



Women more than 55 years and elderly

There is a lack of data on the efficacy and safety of FLUOMIZIN in women above 55 years of age.

Paediatric population

There is a lack of data on the efficacy and safety of FLUOMIZIN in children below 18 years of age.

Method of administration

For vaginal use.

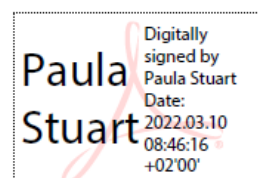
4.3 Contraindications

- Hypersensitivity to dequalinium chloride or to any of the excipients listed in section 6.1.
- Ulceration of the vaginal epithelium and the vaginal portion of the cervix.
- Young girls who have not yet had their first menstruation, and thus did not reach sexual maturity must not use FLUOMIZIN.

4.4 Special warnings and precautions for use

To minimise exposure of the newborn to dequalinium chloride, vaginal tablets should not be used within 12 hours before birth.

There are no efficacy and safety data available on the re-treatment of patients who did not respond to or relapsed immediately after initial therapy with FLUOMIZIN. Patients should be



advised to consult their medical practitioner if the symptoms persist at the end of the treatment or in case of recurrence.

Using a higher daily dose or increasing the recommended treatment duration might increase the risk of vaginal ulcerations.

No efficacy and safety data on the treatment of bacterial vaginosis in women aged less than 18 years or more than 55 years are available.

4.5 Interaction with other medicines and other forms of interaction

Anionic substances such as soaps, detergents and surfactants can reduce the antimicrobial activity of dequalinium chloride. Thus, concomitant intravaginal use of soaps, spermicides or vaginal douches (vaginal washes) is not recommended.

FLUOMIZIN vaginal tablets do not impair the functionality of latex condoms. There are no data on the interaction with non-latex condoms and other intravaginal devices such as diaphragms. Thus, concomitant use of non-latex condoms and other intravaginal devices is not recommended for at least 12 hours following the treatment.

4.6 Fertility, pregnancy and lactation

Pregnancy

Limited data from four clinical studies in 181 pregnant patients did not suggest adverse effects on the pregnancy or on the foetus / neonate.

Digitally
signed by
Paula Stuart
Date:
2022.03.10
08:46:16
+02'00'

No reproductive toxicity studies have been conducted in animals because of the expected low systemic exposure to dequalinium chloride after vaginal administration.

FLUOMIZIN should only be used in pregnancy if clearly necessary.

Breastfeeding

Systemic exposure of the breastfeeding women to FLUOMIZIN is negligible. Therefore, no harmful effects on the breastfed newborn/infant are anticipated.

FLUOMIZIN can be used during lactation if clinically needed.

To minimise exposure of the newborn to dequalinium chloride, vaginal tablets should not be used within 12 hours before birth.

Fertility

No studies on effects on fertility have been conducted in animals.

4.7 Effects on ability to drive and use machines

No studies on the effects on the ability to drive and use machines have been performed.

4.8 Undesirable effects

The following undesirable effects possibly or probably related to dequalinium chloride (e.g. FLUOMIZIN) have been reported.

Within each frequency grouping, undesirable effects are presented in order of decreasing seriousness.

Digitally
signed by
Paula Stuart
Date:
2022.03.10
08:46:16
+02'00'

Tabulated list of adverse reactions

System Class	Organ	Common (≥1/100 to <1/10)	Uncommon (≥1/1,000 to <1/100)	Not known (cannot be estimated from the available data)
Infections and infestations		vaginal candidiasis	bacterial vaginitis, fungal skin infection, vulvitis, vulvovaginitis	cystitis
Nervous system disorders			headache	
Gastrointestinal disorders			nausea	
Reproductive system and breast disorders		vaginal discharge, vulvovaginal pruritus, vulvovaginal burning sensation	vaginal haemorrhage, vaginal pain	ulceration and maceration of vaginal epithelium, uterine bleeding, redness, vaginal dryness
General disorders and administration site conditions				allergic reactions with symptoms like urticaria, erythema, exanthema,

Digitally signed by Paula Stuart
 Date: 2022.03.10 08:46:16 +02'00'

			swelling, rash or pruritus, fever
--	--	--	-----------------------------------

Reporting of suspected adverse reactions

Reporting suspected adverse reactions after authorisation of the medicine is important. It allows continued monitoring of the benefit/risk balance of the medicine. Healthcare providers are asked to report any suspected adverse reactions to SAHPRA via the “**6.04 Adverse Drug Reactions Reporting Form**”, found online under SAHPRA’s publications: <https://www.sahpra.org.za/publications/index/8>.

4.9 Overdose

No case of overdose has been reported. However, use of a higher daily dose might result in vaginal ulcerations. In case of overdose with adverse events, a vaginal lavage can be performed.

5 PHARMACOLOGICAL PROPERTIES

5.1 Pharmacodynamic properties

Pharmacotherapeutic group: Gynaecological anti-infective and antiseptic, Quinoline derivatives. ATC code: G01A C05

A. 18.6 Vaginal preparations

Digitally signed by Paula Stuart
Date: 2022.03.10 08:46:16 +02'00'

Dequalinium chloride is an anti-infective and antiseptic medicine belonging to the class of quaternary ammonium compounds.

Mechanism of Action

Dequalinium chloride is a surface-active substance. The primary mechanism of action is an increase in bacterial cell permeability and the subsequent loss of enzyme activity, finally resulting in cell death.

Dequalinium chloride exhibits a rapid bactericidal activity.

Dequalinium chloride in vaginal tablets exerts its action locally within the vagina. Marked relief of discharge and inflammation generally occurs within 24 to 72 hours.

Pharmacokinetic/pharmacodynamics relationship

No major PK/PD determinant of efficacy has been established for dequalinium chloride. As the bactericidal effect of dequalinium chloride occurs within 30 to 60 minutes, the maximum local concentration within the first hour after application is considered crucial for the efficacy.

Mechanism(s) of resistance

The mechanisms resulting in the inherent resistance of some pathogens are not known. No mechanisms of acquired resistance have been observed thus far.

Breakpoints

No Breakpoints for dequalinium chloride are available by any recommending body and no relationship between minimal inhibitory concentrations and the clinical efficacy has been

Digitally
signed by
Paula Stuart
Date:
2022.03.10
08:46:16
+02'00'

established. Thus, the information on susceptibility in the table below is descriptive and is based on the concentrations achievable in the vagina (see section 5.2) and respective MIC data of the pathogens.

The prevalence of acquired resistance may vary geographically and with time for selected species and local information on resistance is desirable, particularly when treating severe infections. As necessary, expert advice should be sought when the local prevalence of resistance is such that the utility of the medicine in at least some types of infection is questionable.

Commonly susceptible species

Aerobic Gram-positive bacteria

Enterococcus faecalis

Lactobacillus spp.

Staphylococcus aureus

Streptococcus agalactiae (Group B streptococci)

Streptococcus pyogenes (Group A streptococci)

Aerobic Gram-negative bacteria

Enterobacter spp.

Escherichia coli

Klebsiella spp.

Pseudomonas spp.

Serratia spp.

Anaerobic bacteria

Atopobium vaginae

Digitally
signed by
Paula Stuart
Date:
2022.03.10
08:46:16
+02'00'

Bacteroides spp.

Fusobacteria

Gardnerella vaginalis

Prevotella spp.

Peptostreptococci

Poryphyromonas spp

Species for which acquired resistance may be a problem

None known

Inherently resistant organisms

Gram-negative bacteria

Proteus sp.

Chlamydia trachomatis

Other micro-organisms

Trichomonas vaginalis

5.2 Pharmacokinetic properties

After dissolution of a FLUOMIZIN vaginal tablet (10 mg dequalinium chloride) in an estimated 2,5 to 5 mL of vaginal fluid, the dequalinium chloride concentration in the vaginal fluid is 2 000 – 4 000 mg/L.

Preclinical data indicate that dequalinium chloride is absorbed only to a very small amount after vaginal application.

Therefore, systemic exposure to FLUOMIZIN is negligible and no further pharmacokinetic data are available.

Digitally
signed by
Paula Stuart
Date:
2022.03.10
08:46:16
+02'00'

5.3 Preclinical safety data

Systemic toxic effects of FLUOMIZIN are unlikely on the basis of the negligible systemic exposure of dequalinium chloride administered intravaginally.

In vivo and *in vitro* studies with dequalinium chloride did not yield any indication of a potential to cause mutagenicity.

No reproduction toxicity studies have been conducted with dequalinium chloride.

A study in rabbits showed good vaginal tolerance of FLUOMIZIN.

6 PHARMACEUTICAL PARTICULARS

6.1 List of excipients

Cellulose, microcrystalline

Lactose monohydrate

Magnesium stearate

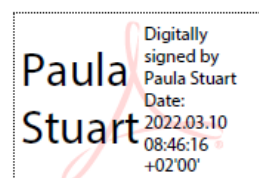
6.2 Incompatibilities

FLUOMIZIN is incompatible with soaps and other anionic surfactants.

6.3 Shelf life

3 years

6.4 Special precautions for storage



Store at or below 30 °C. Store in the original packaging. Do not remove the blister from the carton until required for use.

6.5 Nature and contents of container

FLUOMIZIN vaginal tablets are packed in blisters which consists of a polymer film (PVC/PE/PVdC) with an aluminium push through foil.

FLUOMIZIN vaginal tablets are packed in units of 6 vaginal tablets per blister.

One blister of FLUOMIZIN vaginal tablets is packed into a carton box.

6.6 Special precautions for disposal and other handling

No special requirements.

7 HOLDER OF CERTIFICATE OF REGISTRATION

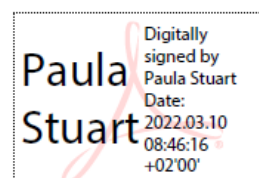
Adcock Ingram Limited
1 New Road, Erand Gardens
Midrand, Johannesburg
1685
South Africa

8 REGISTRATION NUMBER(S)

550091

9 DATE OF FIRST AUTHORISATION/RENEWAL OF THE AUTHORISATION

22 February 2022



10 DATE OF REVISION OF THE TEXT

Digitally
signed by
Paula Stuart
Date:
2022.03.10
08:46:16
+02'00'