

PROFESSIONAL INFORMATION

SCHEDULING STATUS **S3**

1. NAME OF THE MEDICINE

LYUMJEV U200 (200 units/mL solution for injection)

2. QUALITATIVE AND QUANTITATIVE COMPOSITION

Each mL contains 200 units insulin lispro*(equivalent to 6,9 mg).

Each pre-filled pen (KwikPen) contains 600 units of insulin lispro in 3 mL solution.

Each KwikPen delivers 1-60 units in steps of 1 unit in a single injection.

* produced in *E.coli* by recombinant DNA technology.

For the full list of excipients, see section 6.1.

3. PHARMACEUTICAL FORM

Solution for injection.

Clear, colourless, aqueous solution.

4. CLINICAL PARTICULARS

4.1 THERAPEUTIC INDICATIONS

LYUMJEV is indicated for the treatment of diabetes mellitus in adults.

4.2 POSOLOGY AND METHOD OF ADMINISTRATION

Posology

LYUMJEV is a mealtime insulin for subcutaneous injection and should be administered zero to two minutes before the start of the meal, with the option to administer up to 20 minutes after starting the meal (see section 5.1).

The initial dosage should take into account the type of diabetes, weight of the patient and their blood glucose levels.

The early onset of action must be considered when prescribing LYUMJEV (see section 5.1). Continued adjustment of the dose of LYUMJEV should be based on the patient's metabolic needs, blood glucose monitoring results, and glycaemic control goal. Dose adjustments may be needed, when switching from another insulin, with changes in physical activity, changes in concomitant medicines, changes in meal patterns (i.e., amount and type of food, timing of food intake), changes in renal or hepatic function or during acute illness to minimize the risk of hypoglycaemia or hyperglycaemia (see sections 4.4 and 4.5).

Switching from another mealtime insulin medicine

If converting from another mealtime insulin to LYUMJEV, the change can be done on a unit-to-unit basis. The potency of insulin analogues, including LYUMJEV, is expressed in units. One (1) unit of LYUMJEV corresponds to 1 international unit (IU) of human insulin or 1 unit of other fast-acting insulin analogues.

Missed doses

Patients who forget a mealtime dose should monitor their blood glucose level to decide if an insulin dose is needed, and to resume their usual dosing schedule at the next meal.

Special populations

Elderly (≥ 65 years old)

The safety and efficacy of LYUMJEV has been established in elderly patients aged 65 to 75 years. Close glucose monitoring is recommended and the insulin dose should be adjusted on an individual basis (see sections 4.8, 5.1 and 5.2). The therapeutic experience in patients ≥ 75 years of age is limited.

Renal impairment

Insulin requirements may be reduced in the presence of renal impairment. In patients with renal impairment, glucose monitoring should be intensified and the dose adjusted on an individual basis.

Hepatic impairment

Insulin requirements may be reduced in patients with hepatic impairment due to reduced capacity for gluconeogenesis and reduced insulin breakdown. In patients with hepatic impairment, glucose monitoring should be intensified and the dose adjusted on an individual basis.

Paediatric population

The safety and efficacy of LYUMJEV in children and adolescents below 18 years of age have not yet been established. Currently available data are described in section 5.2, but no recommendation on a posology can be made.

Method of administration

Patients should be trained on proper use and injection technique before initiating LYUMJEV.

Patients should be told to:

- Always check insulin labels before administration.
- Inspect LYUMJEV visually before use and discard for particulate matter or discolouration.
- Injection sites should always be rotated within the same region in order to reduce the risk of lipodystrophy and cutaneous amyloidosis (see section 4.4 and 4.8).
- Ensure when injecting that a blood vessel has not been entered.
- Discard the needle after each injection.
- Discard devices if any part looks broken or damaged.
- Carry a spare or alternative administration method in case their delivery system breaks.

LYUMJEV should be injected subcutaneously into the abdomen, upper arm, thigh or buttocks (see section 5.2).

LYUMJEV should generally be used in combination with an intermediate or long-acting insulin. A different injection site should be used if injecting at the same time as another insulin.

LYUMJEV U200, 200 units/mL KwikPen is only suitable for subcutaneous injections.

LYUMJEV should not be administered using a continuous subcutaneous insulin infusion (CSII) pump.

LYUMJEV should not be administered intravenously.

LYUMJEV is available in two concentrations: LYUMJEV U200, 200 units/mL KwikPen and LYUMJEV U100, 100 units/mL KwikPen. See the separate PI for LYUMJEV U100, 100 units/mL KwikPen.

The KwikPen delivers 1-60 units in steps of 1 unit in a single injection. The number of insulin units is shown in the dose window of the pen regardless of concentration and no dose conversion

should be done when transferring a patient to a new concentration or to a pen with a different dose step.

For detailed user instructions, please refer to the instructions for use provided with the patient information leaflet. To prevent the possible transmission of disease, each pen must be used by one patient only, even if the needle is changed.

4.3 CONTRAINDICATIONS

Hypoglycaemia.

Hypersensitivity to the active substance or to any of the excipients listed in section 6.1.

4.4 SPECIAL WARNINGS AND PRECAUTIONS FOR USE

Hypoglycaemia

Hypoglycaemia is the most common adverse reaction of insulin therapy. The timing of hypoglycaemia usually reflects the time-action profile of the administered insulin formulations. Hypoglycaemia may occur earlier after an injection/infusion when compared to other mealtime insulins due to the earlier onset of action of LYUMJEV (see section 5.1).

Hypoglycaemia can happen suddenly and symptoms may differ in each individual and change over time in the same individual. Severe hypoglycaemia can cause seizures, may lead to unconsciousness, may be life-threatening, or cause death. Symptomatic awareness of hypoglycaemia may be less pronounced in patients with longstanding diabetes.

Hyperglycaemia

The use of inadequate doses or discontinuation of treatment may lead to hyperglycaemia and diabetic ketoacidosis; conditions which are potentially lethal.

Patients should be educated to recognize the signs and symptoms of ketoacidosis and to get immediate help when ketoacidosis is suspected.

Injection technique

Patients must be instructed to perform continuous rotation of the injection site to reduce the risk of developing lipodystrophy and cutaneous amyloidosis. There is a potential risk of delayed insulin absorption and worsened glycaemic control following insulin injections at sites with these reactions. A sudden change in the injection site to an unaffected area has been reported to result in hypoglycaemia. Blood glucose monitoring is recommended after the change in the injection site, and dose adjustment of antidiabetic medications may be considered.

Insulin requirements and dose adjustments

Changes in insulin, insulin concentration, manufacturer, type, or method of administration may affect glycaemic control and predispose to hypoglycaemia or hyperglycaemia. These changes should be made cautiously under close medical supervision and the frequency of glucose monitoring should be increased. For patients with type 2 diabetes, dosage adjustments in concomitant anti-diabetic treatment may be needed (see sections 4.2 and 4.5).

In patients with renal or hepatic impairment, glucose monitoring should be intensified and dosage adjusted on an individual basis (see section 4.2).

Insulin requirements may be increased during illness or emotional disturbances.

Adjustment of dosage may also be necessary if patients undertake increased physical activity or change their usual diet. Exercise taken immediately after a meal may increase the risk of hypoglycaemia.

Thiazolidinediones (TZDs) used in combination with insulin

TZDs can cause dose-related fluid retention, particularly when used in combination with insulin. Fluid retention may lead to or exacerbate heart failure. Patients treated with insulin and a TZD should be observed for signs and symptoms of heart failure. If heart failure develops, consider discontinuation of the TZD.

Hypersensitivity and allergic reactions

Severe, life-threatening, generalised allergy, including anaphylaxis, can occur with insulin medicines, including LYUMJEV. If hypersensitivity reactions occur, discontinue LYUMJEV.

Medication errors

LYUMJEV should not be used by patients with visual impairment without help of a trained person. To avoid medication errors between LYUMJEV and other insulins, patients need to always check the insulin label before each injection.

Do not transfer insulin from the LYUMJEV Pen to a syringe. The markings on the insulin syringe will not measure the dose correctly and can result in overdose and severe hypoglycaemia.

Patients should always use a new needle for each injection to prevent infections and a blocked needle. In the event of a blocked needle it should be replaced with a new needle.

Excipients

This medicine contains less than 1 mmol sodium (23 mg) per dose, i.e., essentially “sodium-free”.

4.5 INTERACTION WITH OTHER MEDICINES AND OTHER FORMS OF INTERACTION

The following substances may reduce insulin requirement: Antidiabetic medicines (oral or injectable), salicylates, sulphonamides, certain antidepressants (monoamine oxidase inhibitors (MAOIs), selective serotonin reuptake inhibitors), angiotensin converting enzyme (ACE) inhibitors, angiotensin II receptor blocking agents, or somatostatin analogues.

The following substances may increase insulin requirement: oral contraceptives, corticosteroids, thyroid hormones, danazol, sympathomimetic agents, diuretics, or growth hormone.

Alcohol may increase or decrease the blood glucose lowering effect of LYUMJEV. Consumption of large amounts of ethanol concomitantly with insulin use may lead to severe hypoglycaemia.

Beta-blockers may blunt the signs and symptoms of hypoglycaemia.

TZDs can cause dose-related fluid retention, particularly when used in combination with insulin, and exacerbate heart failure (see section 4.4).

4.6 FERTILITY, PREGNANCY AND LACTATION

Pregnancy

A large amount of data on pregnant women (more than 1 000 pregnancy outcomes) indicates no malformative nor feto/neonatal toxicity of insulin lispro. LYUMJEV can be used during pregnancy if clinically needed.

It is essential to maintain good control of an insulin-treated (insulin-dependent or gestational) diabetes patient throughout pregnancy. Insulin requirements usually fall during the first trimester and increase during the second and third trimesters. After delivery, insulin requirements normally return rapidly to pre-pregnancy values. Patients with diabetes should be advised to inform their doctor if they are pregnant or are contemplating pregnancy. Careful monitoring of glucose control is essential in pregnant patients with diabetes.

Breastfeeding

LYUMJEV can be used during breastfeeding. Patients with diabetes who are breastfeeding may require adjustments in insulin dose, diet or both.

Fertility

Insulin lispro did not induce fertility impairment in animal studies.

4.7 EFFECTS ON ABILITY TO DRIVE AND USE MACHINES

The patient's ability to concentrate and react may be impaired as a result of hypoglycaemia. This may constitute a risk in situations where these abilities are of special importance (e.g. driving a car or using machinery).

Patients should be advised to take precautions to avoid hypoglycaemia whilst driving, this is particularly important in those patients who have reduced or absent awareness of the warning signs of hypoglycaemia or have frequent episodes of hypoglycaemia. The advisability of driving should be considered in these circumstances.

4.8 UNDESIRABLE EFFECTS

Summary of safety profile

The most frequently reported adverse reaction during treatment is hypoglycaemia (very common) (see sections 4.2, 4.4 and 4.9).

The following related adverse reactions from clinical trials are listed below as MedDRA preferred term by system organ class and in order of decreasing incidence (very common: $\geq 1/10$; common: $\geq 1/100$ to $< 1/10$; uncommon: $\geq 1/1\ 000$ to $< 1/100$; rare: $\geq 1/10\ 000$ to $< 1/1\ 000$; very rare: $< 1/10\ 000$) and not known (cannot be estimated from the available data).

Table 1. Adverse reactions

MedDRA System Organ Class	Very common	Common	Uncommon	Not known
Metabolism and nutrition disorders	Hypoglycaemia			
Skin and subcutaneous tissue disorders			Lipodystrophy Rash Pruritus	Cutaneous amyloidosis
General disorders and administration site conditions		Injection site reactions Allergic reactions	Oedema	

See section 4.8 Description of selected adverse events

Description of selected adverse reactions

Hypoglycaemia

Hypoglycaemia is the most commonly observed adverse reaction in patients using insulin. The incidence of severe hypoglycaemia in the 26-week Phase 3 clinical studies was 5,5 % in patients with type 1 diabetes mellitus and 0,9 % in patients with type 2 diabetes (see tables 2 and 3).

The symptoms of hypoglycaemia usually occur suddenly. They may include listlessness, confusion, palpitations, sweating, vomiting, and headache.

There were no clinically significant differences in the frequency of hypoglycaemia with administration of LYUMJEV or the comparator (another medicine containing insulin lispro) across

all studies. In studies where LYUMJEV and the comparator were administered at different times relative to meals, there were no clinically relevant differences in the frequency of hypoglycaemia. Hypoglycaemia may occur earlier after an injection of LYUMJEV compared to other mealtime insulins due to the earlier onset of action.

Allergic reactions

Severe, life-threatening, generalised allergy, including anaphylaxis, generalised skin reactions, angioedema, bronchospasm, hypotension, and shock may occur with any insulin, including LYUMJEV.

Injection site reactions

As with other insulin therapy, patients may experience rash, redness, inflammation, pain, bruising or itching at the site of LYUMJEV injection. These reactions are usually mild and usually disappear during continued treatment.

Immunogenicity

Administration of insulin can cause formation of insulin antibodies. The presence of anti-drug antibodies did not have a clinically meaningful effect on the pharmacokinetics, efficacy, or safety of LYUMJEV.

Skin and subcutaneous tissue disorders

Lipodystrophy and cutaneous amyloidosis may occur at the injection site and delay local insulin absorption. Continuous rotation of the injection site within the given injection area may help to reduce or prevent these reactions (see section 4.4).

Oedema

Cases of oedema have been reported with insulin therapy, particularly if previous poor metabolic control is improved by intensified insulin therapy.

Special populations

Based on results from clinical trials with insulin lispro in general, the frequency, type and severity of adverse reactions observed in elderly patients and in patients with renal or hepatic impairment do not indicate any differences to the broader experience in the general population. The safety information in very elderly patients (≥ 75 years) or patients with moderate to severe renal impairment or hepatic impairment is limited (see section 5.1).

Reporting of suspected adverse reactions:

Reporting suspected adverse reactions after authorisation of the medicine is important. It allows continued monitoring of the benefit/risk balance of the medicine. Healthcare providers are asked to report any suspected adverse reactions to SAHPRA via Med Safety APP (Medsafety X SAHPRA) and eReporting platform (who-umc.org) found on SAHPRA website.

Alternately, report suspected adverse events to the company at ade_za@lilly.com.

4.9 OVERDOSE

Overdose causes hypoglycaemia with accompanying symptoms that include listlessness, confusion, palpitations, sweating, vomiting, and headache.

Hypoglycaemia may occur as a result of an excess of insulin lispro relative to food intake, energy expenditure, or both. Mild episodes of hypoglycaemia usually can be treated with oral glucose.

More severe episodes with coma, seizure, or neurologic impairment may be treated with glucagon

or concentrated intravenous glucose. Sustained carbohydrate intake and observation may be necessary because hypoglycaemia may recur after apparent clinical recovery. Adjustments in medicine dosage, meal patterns, or exercise may be needed.

5. PHARMACOLOGICAL PROPERTIES

5.1 Pharmacodynamic properties

Pharmacotherapeutic group: Medicines used in diabetes, insulins and analogues for injection, fast-acting, ATC code: A10AB04.

Mechanism of action

The primary activity of LYUMJEV is the regulation of glucose metabolism. Insulins, including insulin lispro, the active substance in LYUMJEV, exert their specific action through binding to insulin receptors. Receptor-bound insulin lowers blood glucose by stimulating peripheral glucose uptake by skeletal muscle and fat, and by inhibiting hepatic glucose production. Insulins inhibit lipolysis and proteolysis and enhance protein synthesis.

LYUMJEV is a formulation of insulin lispro that contains citrate and treprostinil. Citrate increases local vascular permeability and treprostinil induces local vasodilation to achieve accelerated absorption of insulin lispro.

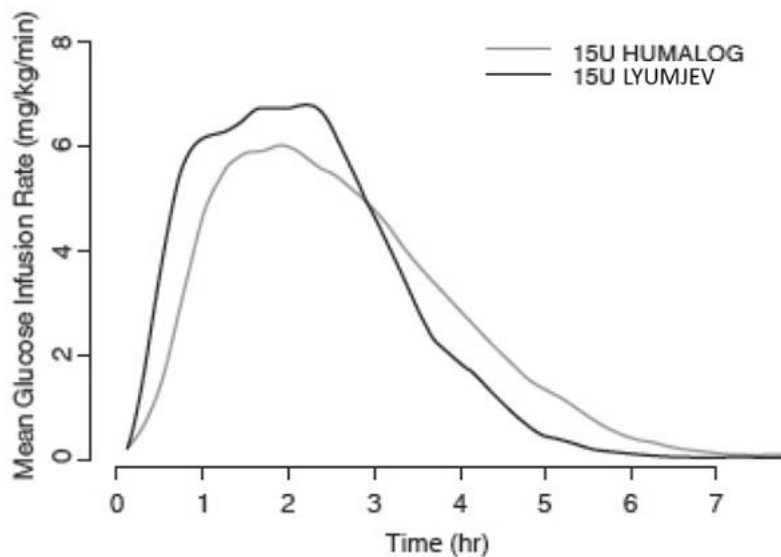
Pharmacodynamic effects

Early and late insulin action

A glucose clamp study was conducted in 40 type 1 diabetes patients given LYUMJEV and Humalog subcutaneously as a single 15-unit dose. Results are provided in Figure 1. LYUMJEV has been shown to be equipotent to Humalog on a unit for unit basis, but its effect is more rapid with a shorter duration of action.

- Onset of action of LYUMJEV was 20 minutes post dose, 11 minutes faster than Humalog.
- During the first 30 minutes post dose, LYUMJEV had a 3-fold greater glucose lowering effect compared to Humalog.
- Maximum glucose-lowering effect of LYUMJEV occurred between 1 and 3 hours after injection.
- The late insulin action, from 4 hours until the end of the glucose clamp, was 54 % lower with LYUMJEV than observed with Humalog.
- The duration of action of LYUMJEV was 5 hours, 44 minutes shorter than Humalog.
- The total glucose infused during the clamp was comparable between LYUMJEV and Humalog.

Figure 1. Mean glucose infusion rate (GIR) in patients with type 1 diabetes after subcutaneous injection of LYUMJEV or Humalog (15-unit dose)



Similarly, a faster early insulin action and a reduced late insulin action was observed with LYUMJEV in type 2 diabetes patients.

Total and maximum glucose lowering effect of LYUMJEV increased with dose within the therapeutic dose range. The early onset and total insulin action were similar when LYUMJEV was administered in the abdomen, upper arm, or thigh.

Postprandial Glucose (PPG) Lowering

LYUMJEV reduced the PPG during a standardised test meal over the complete 5-hour test meal period (change from premeal AUC (0-5 h)) compared to Humalog

- In patients with type 1 diabetes, LYUMJEV reduced the PPG during the 5-hour test meal period by 32 % when given at the start of the meal and 18 % when given 20 minutes after the start of the meal compared to Humalog.
- In patients with type 2 diabetes, LYUMJEV reduced the PPG during the 5-hour test meal period by 26 % when given at the start of the meal and 24 % when given 20 minutes after the start of the meal compared to Humalog.

Comparison of LYUMJEV U200, 200 units/mL and LYUMJEV U100, 100 units/mL

The maximum and total glucose lowering were comparable for LYUMJEV U200 or LYUMJEV U100. No dose conversion is required if transferring a patient between the strengths.

Clinical efficacy and safety

The efficacy of LYUMJEV was evaluated in 2 randomised, active controlled trials in adults.

Type 1 Diabetes – Adults

PRONTO-T1D was a 26 week, treat-to-target, trial that evaluated the efficacy of LYUMJEV in 1 222 patients on multiple daily injection therapy. Patients were randomised to either blinded mealtime LYUMJEV, blinded mealtime Humalog, or open-label postmeal LYUMJEV, all in

combination with either insulin glargine or insulin degludec. Mealtime LYUMJEV or Humalog was injected 0 to 2 minutes before the meal and postmeal LYUMJEV was injected 20 minutes after the start of the meal. Efficacy results are provided in Table 2 and Figure 2.

37,4 % of patients treated with mealtime LYUMJEV, 33,6 % of patients treated with mealtime Humalog and 25,6 % of patients treated with postmeal LYUMJEV reached a target HbA_{1c} of < 7 %.

Basal, bolus and total insulin doses were similar among study arms at 26 weeks.

Following the 26-week period, the two blinded treatment arms continued to 52 weeks. HbA_{1c} was not statistically significantly different between treatments at the 52-week endpoint.

Table 2 Results from 26-week basal-bolus clinical trial in patients with type 1 diabetes

	Mealtime LYUMJEV + basal insulin	Mealtime Humalog + basal insulin	Postmeal LYUMJEV + basal insulin
Number of randomized subjects (N)	451	442	329
HbA_{1c} (%)			
Baseline → week 26	7,34 → 7,21	7,33→7,29	7,36→7,42
Change from baseline	-0,13	-0,05	0,08
Treatment difference	-0,08 [-0,16; -0,00] ^C		0,13 [0,04; 0,22] ^D
HbA_{1c} (mmol/mol)			
Baseline → week 26	56,7→55,3	56.7→56.1	56.9→57.6
Change from baseline	-1,4	-0,6	0,8
Treatment difference	-0,8 [-1,7; 0,00] ^C		1,4 [0,5; 2,4] ^D

1-hour postprandial glucose excursion (mg/dL)^A			
Baseline → week 26	77,3 →46,4	71,5 →74,3	76,3→87,5
Change from baseline	-28,6	-0,7	12,5
Treatment difference	-27,9 [-35,3; -20,6] ^{C,E}		13,2 [5,0; 21,4] ^D
1-hour postprandial glucose excursion (mmol/L)^A			
Baseline → week 26	4,29→2,57	3,97 →4,13	4,24→4,86
Change from baseline	-1,59	-0,04	0,70
Treatment difference	-1,55 [-1,96; -1,14] ^{C,E}		0,73 [0,28; 1,19] ^D
2-hour postprandial glucose excursion (mg/dL)^A			
Baseline → week 26	112,7→72,7	101,6 →103,9	108,0 →97,2
Change from baseline	-34,7	-3,5	-10,2
Treatment difference	-31,2 [-41,1; -21,2] ^{C,E}		-6,7 [-17,6; 4,3] ^D
2-hour postprandial glucose excursion (mmol/L)^A			
Baseline → week 26	6,26→4,04	5.64→5.77	5.99→5.40
Change from baseline	-1,93	-0.20	-0.56
Treatment difference	-1,73 [-2,28; -1,18] ^{C,E}		-0,37 [-0,98, -0,24] ^D
Body weight (Kg)			
Baseline → week 26	77,3→77,9	77,3→78,2	77,6→78,1
Change from baseline	0,6	0,8	0,7
Treatment difference	-0,2 [-0,6, 0,1] ^A		-0,1[-0,5; 0,3] ^D
Severe hypoglycaemia^B (% of patients)	5,5 %	5,7 %	4,6 %

Week 26 and change from baseline values are based on the least-squares means (adjusted means).

The 95 % confidence interval is stated in '[]'.

^A Meal test

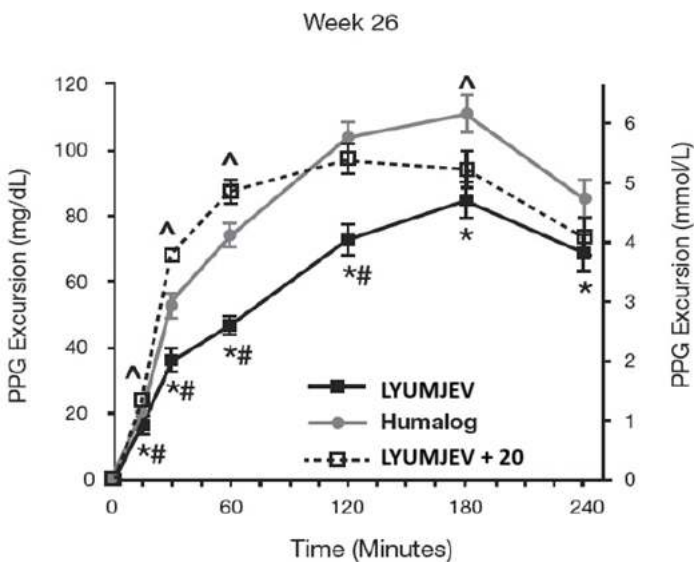
^B Severe hypoglycaemia is defined as episode requiring assistance of another person due to patient's neurological impairment.

^C The difference is for mealtime LYUMJEV – mealtime Humalog.

^D The difference is for postmeal LYUMJEV – mealtime Humalog.

^E Statistically significant in favour of mealtime LYUMJEV.

Figure 2. Time course of blood glucose excursion during mixed-meal tolerance test at week 26 in patients with type 1 diabetes



PPG = Postprandial glucose

LYUMJEV and Humalog administered at mealtime

LYUMJEV + 20 = LYUMJEV was injected 20 minutes after the start of the meal.

*p < 0,05 for pairwise comparison on LYUMJEV versus Humalog

^p < 0,05 for pairwise comparison on LYUMJEV +20 versus Humalog

#p < 0,05 for pairwise comparison on LYUMJEV +20 versus LYUMJEV

Continuous glucose monitoring (CGM) in Type 1 Diabetes – Adults

A subset of patients (N = 269) participated in an evaluation of the 24-hour ambulatory glucose profiles captured with blinded CGM. At the 26-week assessment, patients treated with mealtime LYUMJEV demonstrated statistically significant improvement in PPG control during CGM assessment of glucose excursions or incremental area under the curve (AUC) 0-2 hours, 0-3 hours, and 0-4 hours after meals compared to patients treated with Humalog. Patients treated with mealtime LYUMJEV reported statistically significantly longer time in range (6 am to midnight) with 603 minutes in range, (3,9 to 10 mmol/L, 71-180 mg/dL), and 396 minutes in range (3,9 to 7,8 mmol/L, 71 to 140 mg/dL), 44 and 41 minutes longer than Humalog patients respectively.

Type 2 Diabetes – Adults

PRONTO-T2D was a 26-week, treat-to-target trial that evaluated the efficacy of LYUMJEV in 673 patients who were randomised to either blinded mealtime LYUMJEV or to blinded mealtime Humalog, both in combination with a basal insulin (insulin glargine or insulin degludec) in a basal-bolus regimen. Mealtime LYUMJEV or mealtime Humalog was injected 0-2 minutes before the meal. Efficacy results are provided in Table 3 and Figure 3.

58,2 % of patients treated with mealtime LYUMJEV and 52,5 % of patients treated with mealtime Humalog reached a target HbA1c of < 7 %.

Basal, bolus and total insulin doses were similar among study arms at the end of the trial.

Table 3 Results from 26-week basal-bolus clinical trial in patients with type 2 diabetes

	Mealtime LYUMJEV + basal insulin	Mealtime Humalog + basal insulin
Number of randomised subjects (N)	336	337
HbA_{1c} (%)		
Baseline → week 26	7,28→6,92	7,31→6,86
Change from baseline	-0,38	-0,43
Treatment difference	0,06 [-0,05; 0,16]	
HbA_{1c} (mmol/mol)		
Baseline → week 26	56,0→52,1	56,4→51,5
Change from baseline	-4,1	-4,7
Treatment difference	0,6 [-0,6; 1,8]	
1-hour postprandial glucose excursion (mg/dL)^A		
Baseline → week 26	76,6→63,1	77,1→74,9
Change from baseline	-13,8	-2,0
Treatment difference	-11,8 [-18,1; -5,5] ^C	
1-hour postprandial glucose excursion (mmol/L)^A		
Baseline → week 26	4,25→3,50	4,28→4,16
Change from baseline	-0,77	-0,11
Treatment difference	-0,66 [-1,01; -0,30] ^C	
2-hour postprandial glucose excursion (mg/dL)^A		
Baseline → week 26	99,3→80,4	99,6→97,8
Change from baseline	-19,0	-1,6
Treatment difference	-17,4 [-25,3; -9,5] ^C	

2-hour postprandial glucose excursion (mmol/L)^A		
Baseline → week 26	5,51→4,47	5,53→5,43
Change from baseline	-1,06	-0,09
Treatment difference	-0,96 [-1,41; -0,52] ^C	
Body weight (Kg)		
Baseline → week 26	89,8→91,3	90,0 →91,6
Change from baseline	1,4	1,7
Treatment difference	-0,2 [-0,7; 0,3]	
Severe hypoglycaemia (% of patients)^B	0,9 %	1,8 %

Week 26 and change from baseline values are based on the least-squares means (adjusted means).

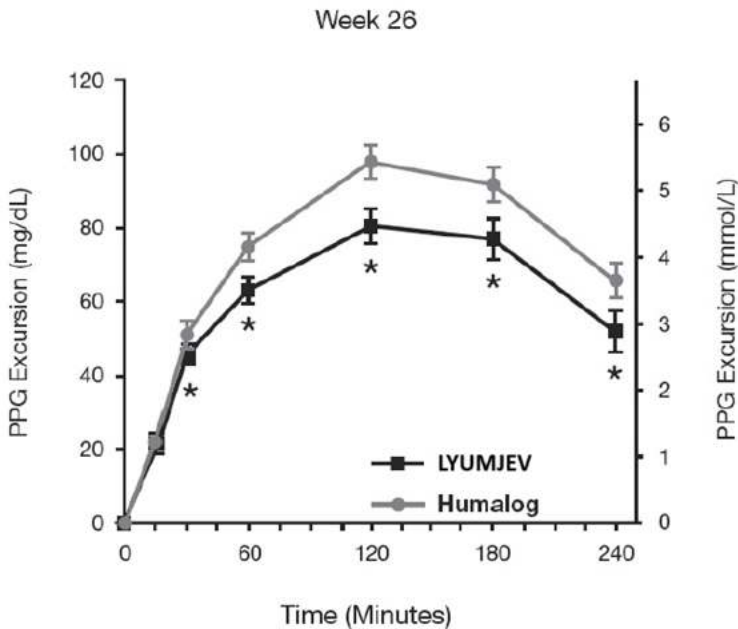
The 95 % confidence interval is stated in '[]'. The difference is for mealtime LYUMJEV – mealtime Humalog.

^A Meal test

^B Severe hypoglycaemia is defined as episode requiring assistance of another person due to patient's neurological impairment.

^C Statistically significant in favour of mealtime LYUMJEV

Figure 3. Time course of blood glucose excursion during mixed-meal tolerance test at week 26 in patients with type 2 diabetes



PPG = Postprandial glucose

LYUMJEV and Humalog administered at mealtime

Data are LSM (SE), *p < 0,05

Special populations

Elderly

In the two 26-week clinical studies (PRONTO-T1D and PRONTO-T2D), 187 of 1 116 (17 %) LYUMJEV treated patients with type 1 diabetes or type 2 diabetes were ≥ 65 years of age and 18 of 1 116 (2 %) were ≥ 75 years of age. No overall differences in safety or effectiveness were observed between elderly patients and younger patients.

5.2 PHARMACOKINETIC PROPERTIES

Absorption

Absorption of insulin lispro was accelerated and the duration of exposure was shorter in healthy subjects and patients with diabetes following injection of LYUMJEV compared to Humalog. In patients with type 1 diabetes

- Insulin lispro appeared in circulation approximately 1 minute after injection of LYUMJEV, which was five minutes faster than Humalog.
- Time to 50 % maximum concentration was 14 minutes shorter with LYUMJEV compared to Humalog.
- Following injection of LYUMJEV, there was seven times more insulin lispro in circulation during the first 15 minutes compared to Humalog and three times more insulin lispro during the first 30 minutes compared to Humalog.
- After administration of LYUMJEV the time to maximum insulin lispro concentration was achieved at 57 minutes.
- Following injection of LYUMJEV there was 41 % less insulin lispro in circulation after 3 hours following injection compared to Humalog.
- The duration of insulin lispro exposure for LYUMJEV was 60 minutes shorter compared to Humalog.
- The total insulin lispro exposure (ratio and 95 % CI of 1,03 (0,973; 1,09) and maximum concentration (ratio and 95 % CI of 1,06 (0,97; 1,16) were comparable between LYUMJEV and Humalog.

In type 1 patients, the day-to-day variability [CV %] of LYUMJEV was 13 % for total insulin lispro exposure (AUC, 0-10 h) and 23 % for maximum insulin lispro concentration (C_{max}). The absolute bioavailability of insulin lispro after subcutaneous administration of LYUMJEV in the abdomen,

upper arm and thigh was approximately 65 %. The accelerated absorption of insulin lispro is maintained regardless of injection site (abdomen, upper arm and thigh). No exposure data are available following injection in the buttocks.

Maximum concentration and time to maximum concentration were comparable for the abdomen and upper arm regions; time to maximum concentration was longer and maximum concentration lower for the thigh.

Total insulin lispro exposure and maximum insulin lispro concentration increased proportionally with increasing subcutaneous doses of LYUMJEV within the dose range from 7 U to 30 U.

Comparison of LYUMJEV U200, 200 units/mL and LYUMJEV U100, 100 units/mL

The results of a study in healthy subjects demonstrated that LYUMJEV U200 is bioequivalent to LYUMJEV U100 following administration of a single 15-unit dose for the area under serum insulin lispro concentration-time curve from time zero to infinity and maximum insulin lispro concentration. The accelerated insulin lispro absorption after administration of LYUMJEV U200 was similar to that observed with LYUMJEV U100. No dose conversion is required if transferring a patient between the strengths.

Distribution

The geometric mean (% coefficient of variation [CV %]) volume of distribution of insulin lispro (Vd) was 34 L (30 %) after intravenous administration of LYUMJEV as a bolus injection of a 15-unit dose in healthy subjects.

Elimination

The geometric mean (CV %) clearance of insulin lispro was 32 L/hour (22 %) and the median half-life of insulin lispro was 44 minutes after intravenous administration of LYUMJEV as a bolus injection of a 15-unit dose in healthy subjects.

Special populations

In adult subjects, age, gender, and race did not affect the pharmacokinetics and pharmacodynamics of insulin lispro.

Paediatric population

The pharmacokinetic differences between LYUMJEV and Humalog were, overall, similar in children and adolescents as observed in adults. Following a subcutaneous injection, LYUMJEV showed an accelerated absorption with a higher early insulin lispro exposure in children (6-11 years) and adolescents (12-17 years) whilst maintaining a similar total exposure, maximum concentration and time to maximum concentration compared to Humalog.

Patients with renal and hepatic impairment

Renal and hepatic impairment is not known to impact the pharmacokinetics of insulin lispro.

5.3 PRECLINICAL SAFETY DATA

Non-clinical data reveal no special hazard for humans based on conventional studies of safety pharmacology, repeated dose toxicity, genotoxicity, carcinogenic potential, toxicity to reproduction and development after exposure to insulin lispro.

6. PHARMACEUTICAL PARTICULARS

6.1 List of excipients

Glycerol

Magnesium chloride hexahydrate

Metacresol

Sodium citrate dihydrate

Treprostinil sodium

Zinc oxide

Water for injections

Hydrochloric acid and sodium hydroxide (for pH adjustment)

6.2 INCOMPATIBILITIES

This medicine must not be mixed with any other insulin or any other medicine.

6.3 SHELF LIFE

Before use: 2 years

After first use: 28 days

6.4 SPECIAL PRECAUTIONS FOR STORAGE

Before use:

Store in the refrigerator (2 °C - 8 °C).

Do not freeze.

Store in the original package in order to protect from light

After first use:

3 mL KwikPen:

Do not refrigerate.

Store at or below 30 °C for up to 28 days. Do not freeze.

Keep the cap on the pen in order to protect from light.

6.5 NATURE AND CONTENTS OF CONTAINER

LYUMJEV in pre-filled pen (KwikPen)

Type I clear glass cartridges, sealed with silver disc seals secured with aluminium seals and grey halobutyl plungers.

The 3 mL cartridges are sealed in a disposable pen injector KwikPen. The medicine is packed in a white carton with dark blue bands and dark blue and light blue checked bands and an image of the pen. There is a yellow warning label on the cartridge holder “Use only in this pen, or severe overdose can result”. The KwikPen is taupe, the dose knob is taupe with raised edges. The label is white with a blue colour bar and checkerboard design. On the carton and label the insulin strength is highlighted in a box with a yellow background.

3 mL KwikPen: Packs of 1, 2, 5 or 10 pre-filled pens.

Not all pack sizes may be marketed.

6.6 SPECIAL PRECAUTIONS FOR DISPOSAL AND OTHER HANDLING

LYUMJEV should look clear and colourless. It should not be used if it is cloudy, coloured, or has particles or clumps in it.

LYUMJEV should not be used if it has been frozen.

A new needle must always be attached before each use. Needles must not be re-used. Needles are not included.

Any unused medicine or waste material should be disposed of in accordance with local requirements.

7. HOLDER OF THE CERTIFICATE OF REGISTRATION

Eli Lilly (S.A.) (Pty) Limited

Golden Oak House (Building E), Ballyoaks Office Park,

35 Ballyclare Drive

Bryanston, 2191

8. REGISTRATION NUMBER(S)

LYUMJEV U200 solution for injection – 56/21.1/0048

9. DATE OF FIRST AUTHORISATION/ RENEWAL OF THE AUTHORISATION

Date of first authorisation: 17 September 2024

10. DATE OF REVISION OF THE TEXT

17 September 2024